

• **INLINE FLOW METER** •
MODEL F-1300 TURBINE
FREQUENCY OUTPUT



Made in the USA

DESCRIPTION

ONICON inline turbine flow meters are suitable for measuring electrically conductive water-based liquids. The F-1300 model provides a high-resolution frequency output for connection to an ONICON Display or BTU Meter.

CALIBRATION

Every ONICON flow meter is wet-calibrated in our flow laboratory against primary volumetric standards directly traceable to NIST. Certification of calibration is included with every meter.

FEATURES

Unmatched Price vs. Performance - Custom calibrated, highly accurate instrumentation at very competitive prices.

Excellent Long-term Reliability - Patented electronic sensing is resistant to scale and particulate matter. Low mass turbines with engineered jewel bearing systems provide a mechanical system that virtually does not wear.

Industry Leading Two-year "No-fault" Warranty - Reduces start-up costs with extended coverage to include accidental installation damage (miswiring, etc.). Certain exclusions apply; see our complete warranty statement for details.

APPLICATIONS

- Chilled water, hot water, condenser water, and water/glycol/brine for HVAC
- Process water and water mixtures
- Domestic water

GENERAL SPECIFICATIONS

ACCURACY

- ± 0.5% OF READING at calibrated velocity
- ± 2% OF READING from 0.8 to 38 GPM (50:1 range)

SENSING METHOD

Electronic impedance sensing
(non-magnetic and non-photoelectric)

PROCESS CONNECTIONS

Threaded or sweat union fittings
¾" or 1"

SUPPLY VOLTAGE

24±4 V AC/DC at 30 mA

LIQUID TEMPERATURE RANGE

Standard: 180° F continuous, 200° F peak
High Temp: 280° F continuous, 300° F peak

AMBIENT TEMPERATURE RANGE

-5 to 160° F (-20 to 70° C)

OPERATING PRESSURE

400 PSI maximum

PRESSURE DROP

3 PSI at maximum flow rate

OUTPUT SIGNAL PROVIDED:

FREQUENCY OUTPUT

0-15 V peak pulse, typically less than 300 Hz

MATERIAL

Brass housing and stem
Sapphire bearings and tungsten carbide shaft

ELECTRONICS ENCLOSURE

Weathertight aluminum enclosure

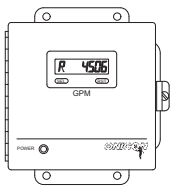
ELECTRICAL CONNECTIONS

3-wire for frequency output

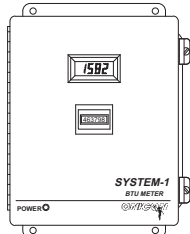
Standard: 10' of cable with ½" NPT conduit connection

Optional: Indoor DIN connector with 10' of plenum rated cable

Also Available



Display Modules

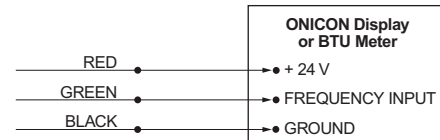


BTU Measurement Systems

F-1300 Wiring Information

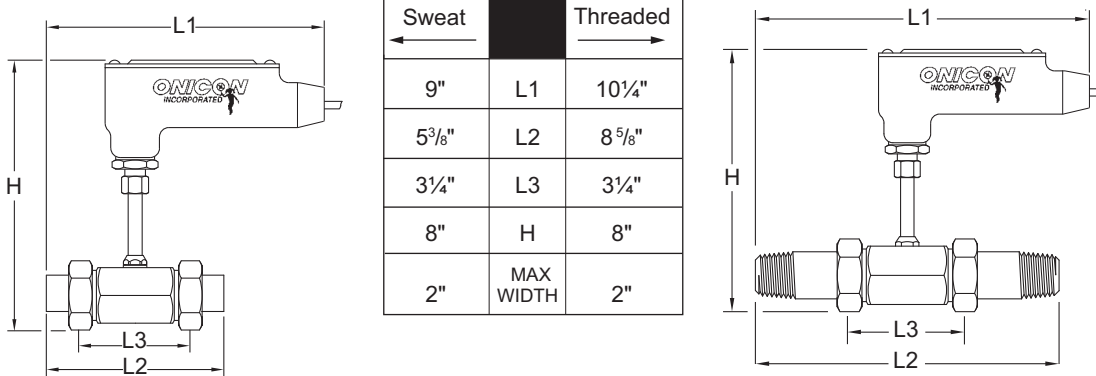
WIRE COLOR CODE		NOTES
RED	(+) 24 V AC/DC supply voltage, 30 mA	Connect to power supply positive
BLACK	(-) Common ground (Common with pipe ground)	Connect to power supply negative
GREEN	(+) Frequency output signal: 0-15 V peak pulse	Signal for ONICON Display or BTU meter

F-1300 Wiring Diagram



Note: Black wire is common with the pipe ground (typically earth ground).

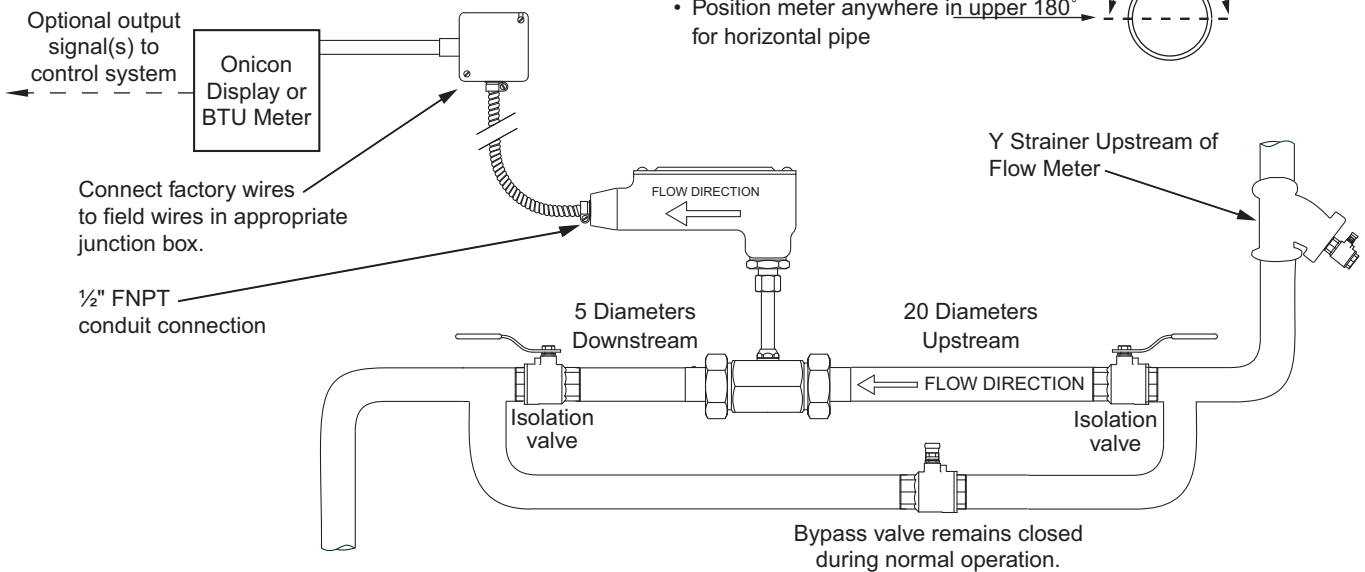
Inline Flow Meter Dimensions



Typical Meter Installation

(New construction or scheduled shutdown)

- Flush piping system thoroughly before installing meter
- Acceptable to install in vertical pipe
- Position meter anywhere in upper 180° for horizontal pipe



주태흥엔지니어링

경기도 성남시 중원구 상대원동 5442-1 크란츠테크노 B/D 1408호
 Tel) 031-777-8400 Fax) 031-777-8404
 e-mail : info@thmc.co.kr website : www.thmc.co.kr

대리점 :